

# City Stone™ Series

Available in a variety of finishes, this stone brings scale and dimension to architectural settings. City Stone™ can be used alone or in combination modules of symmetrical squares and rectangular shapes to create extraordinary patterns and endless designs. Also available in Heritage™ (tumbled), Parkway™ (non-chamfered edge) and Provençal™ (smooth) Series.

## COMPOSITION AND MANUFACTURE

City Stone™ Series is made from a "no slump" concrete mix. Made under extreme pressure and high frequency vibrations, City Stone™ Series has a compressive strength greater than 8000psi, a water absorption maximum of 5% and will meet or exceed ASTM C-936 and freeze-thaw testing per section 8 of ASTM C-67.

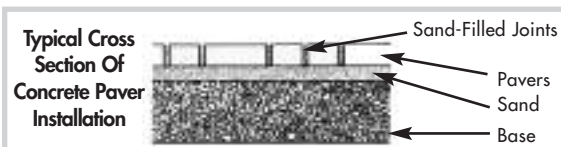
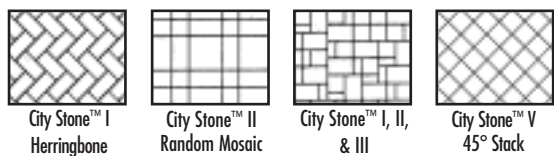
## INSTALLATION

- Excavate unsuitable, unstable or unconsolidated subgrade material and compact the area which has been cleared. Backfill and level with dense graded aggregate suitable for base material (typically 4 in. to 8 in. (101mm to 202mm) of compacted base for light vehicular and pedestrian traffic) or as otherwise directed by Site Engineer/Architect/Landscape Architect.
- Place bedding course of washed concrete sand conforming to the grading requirements of ASTM C-33 to a uniform depth of 1-1/2 in. (25-38mm) screeded to the grade and profile required.
- Install City Stone™ Series with joints approximately 1/8 in. (3mm).
- Where required, cut pavers with an approved cutting device to fit accurately, neatly and without damaged edges.
- Tamp pavers with a plate compactor, uniformly level, true to grade and free of movement.
- Spread sand to 1/8 in. thickness over entire paving area.
- Make one more pass with plate compactor to fill joints with sand.

Complete installation & specification details are available by contacting your Pavestone Sales Representative.

Note: Colors are shown as accurately as possible in brochures & samples, but due to the nature of the product, regional color preferences and variables in print reproduction, colors may not match exactly. For best results in maintaining color consistency, pavers must be installed from several cubes at a time. Efflorescence, a whitish, powder-like deposit, may appear on concrete pavers. This is a natural occurrence in any concrete product and will usually wear off.

## INSTALLATION PATTERNS




## APPLICATIONS

General Road Construction • Parking Lots • Driveways • Patios • Entrance Areas  
Sidewalks • Terraces • Garden Pathways • Pool Decks • Pedestrian Malls  
Roof Gardens • Plazas


## PRODUCT INFORMATION

City Stone™ Series is available in seven (7) sizes. Height/Thickness 2 3/8" = 60mm and 3 1/8" = 80mm.

### City Stone™ I

Nominal Dimensions	5 13/16 W x 11 3/4" L	
	148mm x 298mm	
Height/Thickness:	60mm = 2 3/8" 80mm = 3 1/8"	
Stones/Sq.Ft.	2.08 2.08	
Wt./Stone	14 lbs. 18 lbs.	
Stones/Pallet	200 160	
Approx. Wt./Pallet	2,688 lbs. 2,880 lbs.	
Sq. ft./Pallet	96 78	
Product Number	287 289	



### Symetry™ Square Only\*

Nominal Dimensions	5 13/16 W x 5 13/16" L	
	148mm x 148mm	
Height/Thickness:	60mm = 2 3/8"	
Stones/Sq.Ft.	4.16	
Wt./Stone	6.7 lbs.	
Stones/Pallet	400	
Approx. Wt./Pallet	2,688 lbs.	
Sq. ft./Pallet	96	
Product Number	666	


\*Coordinates with City Stone™ Series

### City Stone™ II

#### 1/2 Square & Square Bundled Together



Nominal Dimensions		
1/2 SQ.:	5 13/16 W x 2 7/8" L	
	148mm x 73mm	
SQ.:	5 13/16 W x 5 13/16" L	
	148mm x 148mm	
Height/Thickness:	60mm = 2 3/8"	
Stones/Sq.Ft.	8.42 4.12	
Wt./Stone	3.5 lbs. 1/2 SQ. 6.7 lbs. SQ.	
Stones/Pallet	240 1/2 SQ. 320 SQ.	
Approx. Wt./Pallet	2,968 lbs.	
Sq. ft./Pallet	106	
Product Number	296	

### City Stone™ II Rectangle Only


Nominal Dimensions	5 13/16 W x 8 3/4" L	
	148mm x 223mm	
Height/Thickness:	60mm = 2 3/8" 80mm = 3 1/8"	
Stones/Sq.Ft.	2.659 2.666	
Wt./Stone	11.2 lbs. 13.5 lbs.	
Stones/Pallet	250 200	
Approx. Wt./Pallet	2,520 lbs. 2,700	
Sq. ft./Pallet	90 75	
Product Number	297 298	

### City Stone™ II Parkway™


#### 1/2 Square & Square Bundled Together

Nominal Dimensions		
1/2 SQ.:	5 13/16 W x 2 7/8" L	
	148mm x 73mm	
SQ.:	5 13/16 W x 5 13/16" L	
	148mm x 148mm	
Height/Thickness:	60mm = 2 3/8"	
Stones/Sq.Ft.	8.42 4.12	
Wt./Stone	3.5 lbs. 1/2 SQ. 6.7 lbs. SQ.	
Stones/Pallet	240 1/2 SQ. 320 SQ.	
Approx. Wt./Pallet	2,968 lbs.	
Sq. ft./Pallet	106	
Product Number	291	

### City Stone™ II Parkway™ Rec Only

Nominal Dimensions	5 13/16 W x 8 3/4" L	
	148mm x 223mm	
Height/Thickness:	60mm = 2 3/8"	
Stones/Sq.Ft.	2.659	
Wt./Stone	11.2 lbs.	
Stones/Pallet	250	
Approx. Wt./Pallet	2,520 lbs.	
Sq. ft./Pallet	90	
Product Number	292	

### \*City Stone™ III


Nominal Dimensions	11 3/4 W x 11 3/4" L	
	298mm x 298mm	
Height/Thickness:	60mm = 2 3/8" 80mm = 3 1/8"	
Stones/Sq.Ft.	1 1	
Wt./Stone	27 lbs. 36 lbs.	
Stones/Pallet	120 80	
Approx. Wt./Pallet	3,360 lbs. 3,456 lbs.	
Sq. ft./Pallet	120 96	
Product Number	277 279	

\*Not recommended for tumbling or urban traffic. City Stone III™ does not conform with ASTM C-936 size and aspect ratio requirements.


\*Fractional dimensions are nominal.

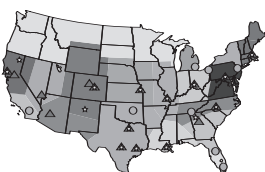
### City Stone™ IV

(also see Holland Stone IV)

Nominal Dimensions	3 7/8 W x 3 7/8" L	
	98mm x 98mm	
Height/Thickness:	60mm = 2 3/8"	
Stones/Sq.Ft.	9.32	
Wt./Stone	3 lbs.	
Stones/Pallet	960	
Approx. Wt./Pallet	2,884 lbs.	
Sq. ft./Pallet	103	
Product Number	213	

### City Stone™ V

Nominal Dimensions	7 13/16 W x 7 13/16" L	
	198mm x 198mm	
Height/Thickness:	60mm = 2 3/8" 80mm = 3 1/8"	
Stones/Sq.Ft.	2.33 2.3	
Wt./Stone	12 lbs. 15.6 lbs.	
Stones/Pallet	240 192	
Approx. Wt./Pallet	2,884 lbs. 2,988 lbs.	
Sq. ft./Pallet	103 83	
Product Number	257 259	



**PAVESTONE**  
Improving Your Landscape™

www.pavestone.com

- Atlanta, GA: (770) 306-9691
- Austin/San Antonio, TX: (512) 558-7283
- Boston, MA: (508) 947-6001
- Cartersville, GA: (770) 607-3345
- Charlotte, NC: (704) 588-4747
- Cincinnati, OH: (513) 474-3783
- Colorado Springs, CO: (719) 322-0101
- Dallas/Ft. Worth, TX: (817) 481-5802
- Denver, CO: (303) 287-3700
- Hagerstown, MD: (240) 420-3780

- Houston, TX: (281) 391-7283
- Kansas City, MO: (816) 524-9900
- Las Vegas, NV: (702) 221-2700
- New Orleans, LA: (985) 882-9111
- Phoenix, AZ: (602) 257-4588
- Sacramento/Winters, CA: (530) 795-4400
- St. Louis/Cape Girardeau, MO: (573) 332-8312

